

BALL CHECK AND BALL FOOT VALVE 15mm - 100mm(1/2inch - 4inch)

● SINGLE UNION BALL CHECK VALVE



FEATURES

● Backflow Prevention

The valves prevent backflow in horizontal or vertical lines. They require minimal back pressure to seat completely.

● Compact and Light

The BALL CHECK and BALL FOOT VALVES are so compact and light that they can be installed in a limited space. They are also easy to maintain, because of minimal internal parts.

● NSF Product

NSF("NSF/ANSI STANDARD 61" Drinking Water System Components-Health Effects)Product.

:Ball CHECK VALVE (Material:PVC+EPDM,FKM)

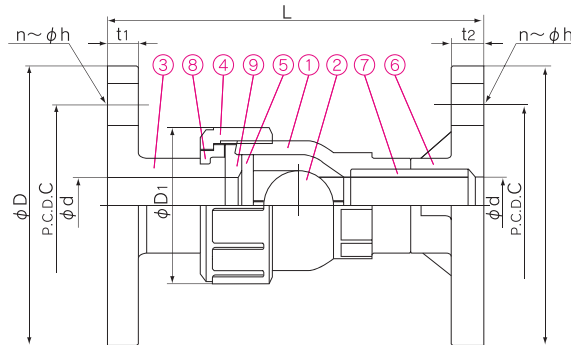
*Certified products bear an NSF Certification Mark.

SPECIFICATIONS

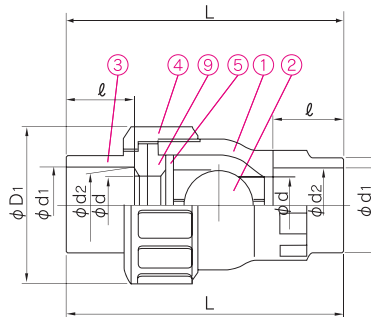
Body material	Unplasticized Polyvinyl Chloride(PVC), Chlorinated Polyvinyl Chloride(C-PVC) Polyvinylidene Fluoride(PVDF), Polypropylene(PP)
End Connectors	Socket End, Threaded End, Flanged End ※PVDF(Flanged End) is not available.
Nominal Size	15mm(1/2inch) - 100mm(4inch)
Working Temperature	PVC:0°C - 50°C(30°F - 120°F) C-PVC:0°C - 90°C(30°F - 195°F) PVDF : -20°C - 100°C(-5°F - 210°F) PP: -20°C - 80°C(-5°F - 175°F)
Max. Working Pressure	1.0MPa{10.2kgf/cm ² }[150PSI](at R.T).....15mm(1/2inch) - 50mm(2inch) 0.7MPa{7.1kgf/cm ² }[100PSI](at R.T).....80mm(3inch) - 100mm(4inch)

DIMENSIONS

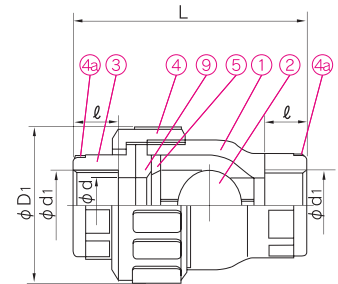
● FLANGED END



● SOCKET END

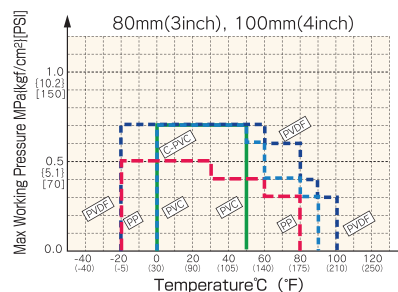
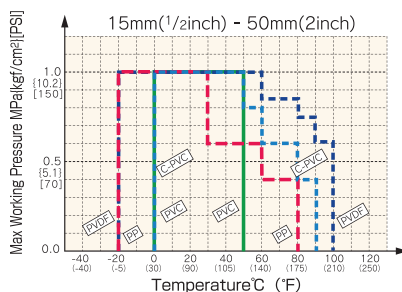


● THREADED END



WORKING PRESSURE VS. TEMPERATURE

BALL CHECK VALVE



PARTS & MATERIALS

No.	DESCRIPTION	Pcs.	MATERIAL
①	BODY	1	PVC, C-PVC, PP, PVDF
②	BALL	1	PVC, C-PVC, PP, PVDF
③	END CONNECTOR	1	PVC, C-PVC, PP, PVDF
④	UNION NUT	1	PVC, C-PVC, PP, PVDF
⑤	STOP RING(A)	1	PVC, C-PVC, PP, PVDF
⑥	TS FLANGE ²⁾	1	PVC, C-PVC
⑦	PIPE ²⁾	1	PVC, C-PVC
⑧	STOP RING(B) ²⁾	1	PVDF
⑨	SEAT	1	EPDM,FKM,Others
④a	RING ¹⁾	1	STAINLESS STEEL304

Note :

1):used for C-PVC Body, threaded end
15mm(1/2inch) - 25mm(1inch)

2):used for Flanged End

3):DIN Flanged End is not available.

* By replacing some of its parts, the ball check valve can be switched to the ball foot valve, with a slight change in dimensions.

DIMENSIONS TABLE

JIS																Unit:mm
Nominal Size		d	D ₁	Flanged End												
				JIS 5K				JIS 10K				L	t ₁	t ₂		
				D	C	n	h	D	C	n	h				PVC,C-PVC	
mm	inch															
15	1/2	15	48	80	60	4	12	95	70	4	15	131	12	14		
20	3/4	20	60	85	65	4	12	100	75	4	15	156	14	15		
25	1	25	70	95	75	4	12	125	90	4	19	169	14	15		
40	1 1/2	40	96	120	95	4	15	140	105	4	19	214	16	16		
50	2	51	106	130	105	4	15	155	120	4	19	244	16	20		
80	3	78	152	180	145	4	19	185	150	8	19	310	18	22		
100	4	100	210	200	165	8	19	210	175	8	19	397	18	22		

Nominal Size		Socket End								Threaded End					
		PVC,C-PVC				PP				JIS B 0203			L		
		d ₁	ℓ	1/T	L	d ₁	d ₂	ℓ	L	d ₁	ℓ	U-PVC,C-PVC	PP,PVDF		
mm	inch														
15	1/2	22.11	20	1/34	89	21.2	20.2	22	93	Rc 1/2	15	80	78		
20	3/4	26.13	24	1/34	106	26.2	25.2	23	104	Rc 3/4	17	95	92		
25	1	32.16	27	1/34	117	33.0	32.0	25	113	Rc 1	20	105	102		
40	1 1/2	48.21	37	1/37	162	47.0	46.0	28	144	Rc1 1/2	25	141	137		
50	2	60.25	42	1/37	189	59.0	58.0	28	162	Rc 2	28	164	160		
80	3	89.60	64	1/49	277	88.0	86.0	35	219	Rc 3	35	222	216		
100	4	114.70	84	1/56	376	113.0	111.0	45	298	Rc 4	45	308	301		

DIN																Unit:mm
Nominal Size		d	D ₁	Socket End								Threaded End				
				PVC, C-PVC				PP,PVDF				DIN 2999				
				DIN 8063			L	DIN 16962			L	d ₁	ℓ	L		
				d ₁	ℓ			d ₁	d ₂	ℓ				U-PVC,C-PVC	PP,PVDF	
mm	inch															
15	1/2	15	48	20	16	81	19.50	19.30	14	78	Rp 1/2	15	80	78		
20	3/4	20	60	25	19	96	24.50	24.30	16	90	Rp 3/4	17	95	92		
25	1	25	70	32	22	107	31.50	31.30	18	99	Rp 1	20	105	102		
40	1 1/2	40	96	50	31	150	49.45	49.20	23	135	Rp1 1/2	25	141	137		
50	2	51	106	63	38	181	62.50	62.10	27	160	Rp 2	28	164	160		
80	3	78	152	90	51	248	89.20	88.85	35	217	Rp 3	35	222	216		
100	4	100	210	110	61	330	109.05	108.65	41	291	Rp 4	45	308	301		

ANSI																				Unit:inch		
Nominal Size		d	D ₁	Flanged End								Socket End						Threaded End				
				ANSI Class 150				L	t ₁	t ₂	PVC, C-PVC			PVDF, PP			ANSI/ASME B 1.20.1		L			
				ASTM SCH40			L				d ₁	d ₂	ℓ	d ₁	d ₂	ℓ	L	d ₁	ℓ	PVC	PP,PVDF	
				D	C	n		h	PVC	d ₁												d ₂
inch	mm																					
1/2	15	0.59	1.89	3.50	2.38	4	0.63	5.16	0.47	0.55	0.848	0.836	0.688	3.35	0.825	-	0.874	3.82	1/2-14 NPT	0.59	3.15	3.07
3/4	20	0.79	2.36	3.86	2.75	4	0.63	6.14	0.55	0.59	1.058	1.046	0.719	3.74	1.030	-	1.000	4.41	3/4-14 NPT	0.67	3.74	3.62
1	25	0.98	2.76	4.25	3.12	4	0.63	6.65	0.55	0.59	1.325	1.310	0.875	4.33	1.300	-	1.126	4.88	1-11 1/2 NPT	0.79	4.13	4.02
1 1/2	40	1.57	3.78	5.00	3.88	4	0.63	8.43	0.63	0.63	1.912	1.894	1.094	5.71	1.890	-	1.374	5.79	1 1/2-11 1/2 NPT	0.98	5.55	5.39
2	50	2.01	4.17	5.98	4.75	4	0.75	9.61	0.63	0.79	2.387	2.369	1.156	6.50	2.360	-	1.500	6.89	2-11 1/2 NPT	1.10	6.46	6.30
3	80	3.07	5.98	7.52	6.00	4	0.75	12.20	0.71	0.87	3.516	3.492	1.875	9.57	3.480	-	1.874	9.57	3-8 NPT	1.38	8.74	8.50
4	100	3.94	8.27	9.02	7.50	8	0.75	15.63	0.71	0.87	4.518	4.491	2.000	12.20	4.480	-	2.252	12.68	4-8 NPT	1.77	12.13	11.85

Note : The shape and appearance of the valve differ a little with nominal size compared to the drawing.

The measurement of the minimum pressure for opening & closing the valve with air or gas on Asahi Ball Check Valve.

UNIT:MPa{kgf/cm²}

Test Items		Vertical Piping				Horizontal Piping			
Nominal Size		Min. Air Pressure to open the valve		Min. Air Pressure to shut the Disc perfectly		Min. Air Pressure to open the valve		Min. Air Pressure to shut the Disc perfectly	
mm	inch								
15	1/2	0.005{0.05}		0.02 {0.2}		0.001{0.01}		0.02 {0.2}	
20	3/4	0.005{0.05}		0.03 {0.3}		0.001{0.01}		0.03 {0.3}	
25	1	0.005{0.05}		0.03 {0.3}		0.001{0.01}		0.03 {0.3}	
40	1 1/2	0.01 {0.1}		0.03 {0.3}		0.002{0.02}		0.03 {0.3}	
50	2	0.01 {0.1}		0.03 {0.3}		0.002{0.02}		0.03 {0.3}	
80	3	0.01 {0.1}		0.02 {0.2}		0.002{0.02}		0.02 {0.2}	
100	4	0.01 {0.1}		0.02 {0.2}		0.002{0.02}		0.02 {0.2}	